



Southern African Association for Institutional Research
Foundations of HEMIS 2017

Key principles of Student reporting

Presented by:
Neels Bezuidenhout, University of South Africa



1

Acknowledgements

- Valpac documentation
- Herman Visser
- Neels Bezuidenhout
- Moira van der Merwe
- Lynne Angus



SOUTHERN AFRICAN ASSOCIATION FOR INSTITUTIONAL RESEARCH

2

Purpose

The purpose of this session is to explain the foundations and principles of the South African Higher Education Management Information System (HEMIS) as it relates to student reporting.



SOUTHERN AFRICAN ASSOCIATION FOR INSTITUTIONAL RESEARCH

Purpose

Discuss Student reporting in terms of:

- Academic structure
- Structured reporting
- The HEMIS relationship
- Student defined
- The student walk
- Applications, registrations and cancelations
- Census date



SOUTHERN AFRICAN ASSOCIATION FOR INSTITUTIONAL RESEARCH

Purpose continued

- Assessment and student activity
- Examinations and graduation
- What and who to include
- What is an FTE?
- The bouncers – Auditors
- Data integrity
- Valpac
- Valpac reports
- Internal uses of HEMIS reporting



SOUTHERN AFRICAN ASSOCIATION FOR INSTITUTIONAL RESEARCH

Outcomes

To have a better understanding of the
foundations of
HEMIS student reporting



SOUTHERN AFRICAN ASSOCIATION FOR INSTITUTIONAL RESEARCH

“Not everything that can be counted counts, and not everything that counts can be counted.”

– Albert Einstein



SOUTHERN AFRICAN ASSOCIATION FOR INSTITUTIONAL RESEARCH

What is HEMIS?

- Higher Education Management Information System
- HEMIS is an **audited snapshot** of an Institution's Student, Staff and Space information at a specific point in time for a specific academic year, guided by DHET directives
- These various calculated reports determine the subsidy that the institution will receive based on certain variables.
- Used for benchmarking by DHET its throughput and pass rates and also quality assurance
- Common currency that can be rolled up Nationally



SOUTHERN AFRICAN ASSOCIATION FOR INSTITUTIONAL RESEARCH

What is HEMIS? continued

Student Submissions

- Course registrations (Teaching Input Unit)
- Qualification completion (Teaching Output Unit)

In the calculation of funding the following variables are important:

- CESM of qualifications and courses determines funding group of subsidy.
- Course level determines further weighting



SOUTHERN AFRICAN ASSOCIATION FOR INSTITUTIONAL RESEARCH

What is HEMIS? continued

The fact that a student is registered is not the only qualifying factor for inclusion of a student in HEMIS. Academic activity at all levels of study must be proven at all times.



SOUTHERN AFRICAN ASSOCIATION FOR INSTITUTIONAL RESEARCH

Academic Structure

- All academic structure related information needs to reside in one place for reporting purposes.
- Business rules should be encapsulated in the student management system



SOUTHERN AFRICAN ASSOCIATION FOR INSTITUTIONAL RESEARCH

Academic Structure

Approved Qualification Information

- Qualification Name
- Qualification Type
- Qualification Level
- Minimum Time
- Attendance mode

Approved Course Information


- Course Name
- Course Level
- CESM

Qualification – Course relationship



SOUTHERN AFRICAN ASSOCIATION FOR INSTITUTIONAL RESEARCH

CESM explained



Southern African Association for Institutional Research

1st Order

- 01 Agriculture, Agricultural Operations And Related Sciences
- 02 Architecture And The Built Environment
- 03 Visual And Performing Arts
- 04 **Business, Economics And Management Studies**
- 05 Communication, Journalism And Related Studies
- 06 Computer And Information Sciences
- 07 Education
- 08 Engineering
- 09 Health Professions And Related Clinical Sciences
- 10 Family Ecology And Consumer Sciences
- 11 Languages, Linguistics And Literature
- 12 Law
- 13 Life Sciences
- 14 Physical Sciences
- 15 Mathematics And Statistics
- 16 Military Sciences
- 17 Philosophy, Religion And Theology
- 18 Psychology
- 19 Public Management And Services
- 20 Social Sciences



Southern African Association for Institutional Research

2nd Order

| | |
|-------------|---------------------------------------------------------------|
| 0401 | Business Administration, Management And Operations |
| 0402 | Accounting And Related Services |
| 0403 | Business/Corporate Communications |
| 0404 | Economics |
| 0405 | Entrepreneurial and Small Business Operations |
| 0406 | Finance and Financial Management Services |
| 0407 | Hospitality Administration/Management |
| 0408 | Human Resource Management and Services |
| 0409 | International Business |
| 0410 | Management Sciences And Quantitative Methods |
| 0411 | Marketing |
| 0412 | Real Estate |
| 0413 | Taxation |
| 0414 | Insurance |
| 0415 | General Sales, Merchandising And Related Marketing Operations |
| 0416 | Specialised Sales, Merchandising And Marketing Operations |
| 0417 | Parks, Recreation And Leisure Facilities Management |
| 0499 | Business, Economics and Management Studies, Other |



Southern African Association for Institutional Research

3rd Order

0402 Accounting and Related Services

040201 Accounting

- 040202 Auditing
- 040203 Accounting and Finance
- 040299 Accounting and Related Services, Other



Southern African Association for Institutional Research

Allocation of CESM's

| CODE | DESCRIPTION | CESM1 | CESM2 | CESM3 | CESM |
|---------|-------------|-------|-------|-------|--------|
| BAN1601 | BANKING 1 | 04 | 06 | 02 | 040602 |

1st Order

04 Business, Economics And Management Studies

2nd Order

06 Finance and Financial Management Services

3rd Order

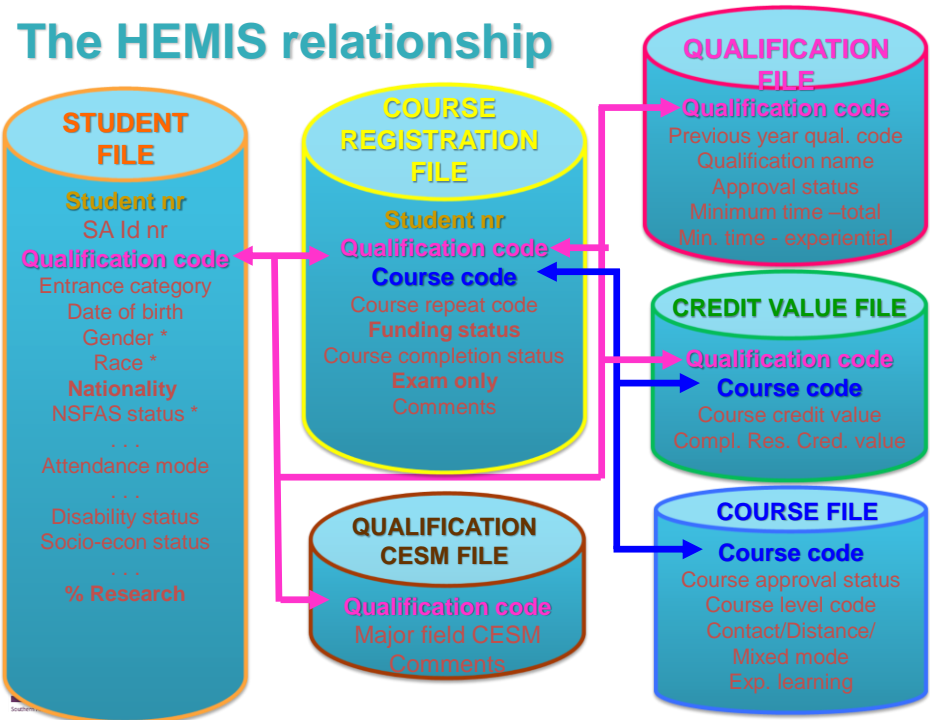
02 Banking and Financial Support Systems

An area of study which prepares individuals to perform a wide variety of customer services in banks, insurance agencies, savings and loan companies, and related enterprises. Includes instruction in communications and public relations skills, business equipment operation, and technical skills applicable to the methods and operations of specific financial or insurance services.

Structured Reporting

It's all about the six pack!



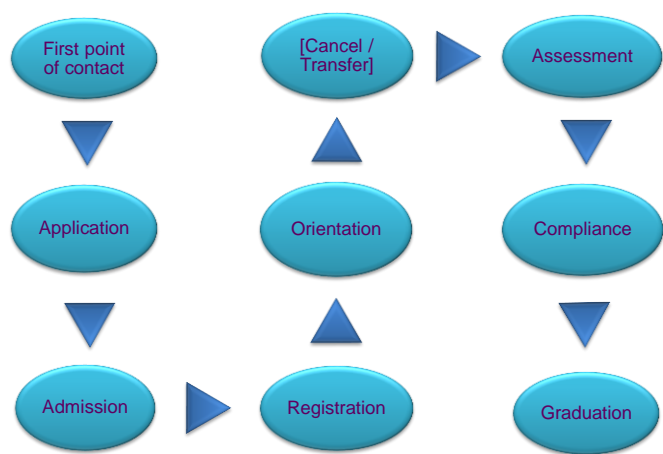


What is a student?

To be considered a higher education student, a person must satisfy both of the following conditions:

- He/she must be enrolled for a course which forms part of the curriculum of a Ministerially approved qualification
- He/she must be in possession of either a senior certificate with endorsement or certificate of exemption, or a senior certificate without endorsement or be admitted at the discretion of the senate.
From 2009 NSC entry

The student walk



First point of contact

- Institutional website
- School visits
- Prospectus
- Open days
- Media



SOUTHERN AFRICAN ASSOCIATION FOR INSTITUTIONAL RESEARCH

Application / Admission

- Application
- Evaluation
- Admission



Registration

Information gathered from this process:

- Biographical information
- Qualification information
- Course information



Census dates

How to determine the census dates

- Midpoint of the academic period
 - 15 April (for first semester courses)
 - 1 June (for year courses)
 - 15 September (for second semester courses)



SOUTHERN AFRICAN ASSOCIATION FOR INSTITUTIONAL RESEARCH

Who and what to include

Who to include?

- A **student**
- Students who are registered before or on census date
- Students who have not cancelled a course before or on census date
- Students who are effectively registered for an approved qualification
- Students who are effectively registered for a course
- Student who are deemed to have been academically active



SOUTHERN AFRICAN ASSOCIATION FOR INSTITUTIONAL RESEARCH

Effective registration for a qualification

The student must meet all of the following criteria:

- Satisfies the **statutory entry requirements** for admission to a formally approved qualification offered by the institution
- **Officially enrolled** for the qualification between 1 January and 31 December of collection year
- **Effectively registered** (*conditions determined by institution*) for at least one course which is part of the curriculum of the qualification



SOUTHERN AFRICAN ASSOCIATION FOR INSTITUTIONAL RESEARCH

Effective registration for a course

A student is effectively registered for a course when all of the following criteria have been met:

- On the census date, the course is an approved component of the student's curriculum
- On the census date, the student is still entitled to be undertaking the course, has not officially been withdrawn from the course and has not been officially excluded from the course

On the census date the student is active



SOUTHERN AFRICAN ASSOCIATION FOR INSTITUTIONAL RESEARCH

Assessment and activity

Proof of academic activity

Contact (Face-to Face)

- Class attendance
- Class test
- Assessment

Distance (ODL)

- Assignments
- Portfolios
- Research activities
- Other activities
- Assessment



SOUTHERN AFRICAN ASSOCIATION FOR INSTITUTIONAL RESEARCH

Examination and Graduation

- Assessed students
- Students that comply
- Graduation



SOUTHERN AFRICAN ASSOCIATION FOR INSTITUTIONAL RESEARCH

What is an FTE?

- Full Time Equivalent
- A student carrying a normal full time course load over one year will be 1 FTE (120 NQF credits).
- The FTE is further divided between the different CESMs of the courses the student is registered for.
- In an ideal world, if all students were taking four courses full time in one year then the credit value per CESH would be 0.25 equaling 1 FTE per student per year ($0.25 * 4$).



SOUTHERN AFRICAN ASSOCIATION FOR INSTITUTIONAL RESEARCH

Auditing – 3rd Submission

- According to DHET directives, an audit on all 3rd submissions on student HEMIS information must be undertaken, checked and all reports certified by an external auditor.
- Letter of engagement between Institution and Auditors to set out the scope of audit as prescribed by Audit directives
- Check the paper trail of the student walk.
- Ensure accuracy
- Avoid creative reporting



SOUTHERN AFRICAN ASSOCIATION FOR INSTITUTIONAL RESEARCH

Data integrity

Old familiar GIGO

- Pro-active cleaning up of data as tested by reporting validations.
- Ensure Institutional rules are adhered to in the registration / administrative process regarding student records during the student walk.
- Software available to assist with this process
- Automated checks distributed and checkups done
- Some Institutions have a data integrity officer

“A clever person solves a problem.

A wise person avoids it.”

- Albert Einstein



SOUTHERN AFRICAN ASSOCIATION FOR INSTITUTIONAL RESEARCH

VALPAC

• What is Valpac?

- Software provided by DHET to ensure a standardised platform for consolidation of all HEMIS information
- To validate data
- To generate standardised reports
- To ensure a uniform standard of reporting

• Valpac validations

- Validates all data across the six files
- Generate validation / error reports
- Data quality insurance / Data Integrity



SOUTHERN AFRICAN ASSOCIATION FOR INSTITUTIONAL RESEARCH

VALPAC reports

Headcount Reports:

- **Headcount of Enrolled Students** Table 2.12
- **Headcount of Students who completed their degrees** Table 2.13

FTE Reports:

- **Enrolled Funded credit report** Distance / Contact
- **Complete Funded credit report** Distance / Contact



Table 2.12:
Headcount Enrolments

| | | | | | | | | | | | | |
|--------------------------------------------------------------------------------------------------------------------------------------------------------------------|------------|----------------------------|------------------------|------------------------|--------------------------------|-----------------------------|--------------------------------|-------------------|-------------------------|-----------|----------------------|-----------|
| SAPSE 2.12 - (1st ORDER CESMS) - HEADCOUNT OF UNDUPLICATED STUDENT ENROLMENTS ACCORDING TO CESM CATEGORY OF MAJOR(S)/AREA OF SPECIALISATION AND QUALIFICATION TYPE | | | | | | | | | | | | |
| Institution: H13 (Rhodes University) | | | Gender: All | | Contact/Distance: All | | Initial Teacher Education: All | | | | | |
| Sub: 3 Year: 2013 User: ADMIN | | | Race: All | | Nationality: All | | | | | | | |
| Database: C:\Program Files (x86)\Valpac\Database\2013\STUDH13S3.acdb | | | Entrance category: All | | NSFAS: All | | | | | | | |
| Produced: 03/07/2014 10:11:53 | | | | | | | | | | | | |
| CESM CATEGORY | OCCASIONAL | UG DIP/CERT (1 or 2yrs) | UG DIP/CERT (3yrs) | 1st BACH DEG (3yrs) | 1st BACH DEG (4yrs or more) | PG DIP/POST DIP DIP/CERT | PG BACH DEG | HONOURS/NH DIP | MASTERS/ MASTERS DIP | DOCTORATE | UNKNOWN QUAL TYPE | TOTAL |
| 01 Agriculture, Agricultural Operations and Related Sciences | 0.000 | 0.000 | 0.000 | 0.000 | 0.000 | 0.000 | 0.000 | 0.000 | 0.000 | 0.000 | 0.000 | 0.000 |
| 02 Architecture and the Built Environment | 0.000 | 0.000 | 0.000 | 0.000 | 0.000 | 0.000 | 0.000 | 0.000 | 0.000 | 0.000 | 0.000 | 0.000 |
| 03 Visual and Performing Arts | 1.500 | 0.000 | 0.000 | 93.167 | 93.667 | 0.000 | 0.000 | 17.500 | 37.000 | 11.000 | 0.000 | 253.833 |
| 04 Business, Economics and Management Studies | 12.000 | 0.000 | 0.000 | 1.087.083 | 27.000 | 117.500 | 0.000 | 95.000 | 166.000 | 18.000 | 0.000 | 1.522.583 |
| 05 Communication, Journalism and Related Studies | 0.000 | 0.000 | 0.000 | 116.333 | 155.333 | 32.500 | 0.000 | 17.500 | 42.000 | 14.000 | 0.000 | 377.667 |
| 06 Computer and Information Sciences | 3.500 | 0.000 | 0.000 | 217.167 | 17.500 | 0.000 | 0.000 | 38.000 | 66.000 | 18.000 | 0.000 | 360.167 |
| 07 Education | 0.000 | 5.000 | 0.000 | 305.500 | 0.000 | 185.000 | 0.000 | 93.000 | 133.000 | 83.000 | 0.000 | 894.500 |
| 08 Engineering | 0.000 | 0.000 | 0.000 | 0.000 | 0.000 | 0.000 | 0.000 | 0.000 | 0.000 | 0.000 | 0.000 | 0.000 |
| 09 Health Professions and Related Clinical Sciences | 0.000 | 0.000 | 0.000 | 70.333 | 518.000 | 0.000 | 0.000 | 13.000 | 33.000 | 34.000 | 0.000 | 668.333 |
| 10 Family Ecology and Consumer Sciences | 0.000 | 0.000 | 0.000 | 0.000 | 0.000 | 0.000 | 0.000 | 0.000 | 0.000 | 0.000 | 0.000 | 0.000 |
| 11 Languages, Linguistics and Literature | 9.500 | 0.000 | 0.000 | 214.667 | 41.667 | 0.500 | 0.000 | 43.000 | 73.000 | 27.000 | 0.000 | 409.333 |
| 12 Law | 8.000 | 0.000 | 0.000 | 324.917 | 179.500 | 0.000 | 0.000 | 0.000 | 3.000 | 4.000 | 0.000 | 519.917 |
| 13 Life Sciences | 1.000 | 0.000 | 0.000 | 244.667 | 0.500 | 0.000 | 0.000 | 68.500 | 142.000 | 90.000 | 0.000 | 546.667 |
| 14 Physical Sciences | 4.000 | 0.000 | 0.000 | 279.167 | 0.000 | 0.000 | 0.000 | 63.500 | 109.000 | 66.000 | 0.000 | 521.667 |
| 15 Mathematics and Statistics | 2.000 | 0.000 | 0.000 | 69.500 | 8.500 | 0.000 | 0.000 | 12.000 | 12.000 | 8.000 | 0.000 | 112.000 |
| 16 Military Sciences | 0.000 | 0.000 | 0.000 | 0.000 | 0.000 | 0.000 | 0.000 | 0.000 | 0.000 | 0.000 | 0.000 | 0.000 |
| 17 Philosophy, Religion and Theology | 0.500 | 0.000 | 0.000 | 60.333 | 3.500 | 0.000 | 0.000 | 5.000 | 4.000 | 4.000 | 0.000 | 77.333 |
| 18 Psychology | 8.000 | 0.000 | 0.000 | 444.000 | 13.000 | 0.000 | 0.000 | 40.500 | 47.000 | 19.000 | 0.000 | 571.500 |
| 19 Public Management and Services | 0.000 | 0.000 | 0.000 | 0.000 | 0.000 | 0.000 | 0.000 | 0.000 | 0.000 | 0.000 | 0.000 | 0.000 |
| 20 Social Sciences | 3.000 | 0.000 | 0.000 | 506.167 | 33.833 | 12.500 | 0.000 | 46.000 | 74.000 | 64.000 | 0.000 | 739.500 |
| 9999 Unknown | 0.000 | 0.000 | 0.000 | 0.000 | 0.000 | 0.000 | 0.000 | 0.000 | 0.000 | 0.000 | 0.000 | 0.000 |
| TOTAL (FRACTIONAL COUNTS) | 53.000 | 5.000 | 0.000 | 4.033.000 | 1.092.000 | 348.000 | 0.000 | 553.000 | 941.000 | 460.000 | 0.000 | 7.485.000 |



Table 2.13:
Headcount Graduates

| SAPSE 2.13 - (1st ORDER CESMS) - NUMBER OF STUDENTS WHO FULFILLED THE REQUIREMENTS FOR A DEGREE/DIPLOMA/CERTIFICATE ACCORDING TO MAJOR(S)/AREA OF SPECIALISATION AND QUALIFICATION TYPE | | | | | | | | | | | | |
|-----------------------------------------------------------------------------------------------------------------------------------------------------------------------------------------|----------------------------|-----------------------|------------------------|--------------------------------|-----------------------------|----------------|--------------------------------|-----------------------------|-------------------------|-----------|----------------------|-----------|
| Institution: H13 (Rhodes University) | | | Gender: All | | Contact/Distance: All | | Initial Teacher Education: All | | | | | |
| Sub: 3 Year: 2013 User: ADMIN | | | Race: All | | Nationality: All | | | | | | | |
| Database: C:\Program Files (x86)\Valpac\Database\2013\STUDH13S3.accd | | | Entrance category: All | | NSFAS: All | | | | | | | |
| Produced: 03/07/2014 10:31:57 | | | | | | | | | | | | |
| CESM CATEGORY | UG DIP/CERT (1 or 2yrs) | UG DIP/CERT (3yrs) | 1st BACH DEG (3yrs) | 1st BACH DEG (4yrs or more) | PG/DIP/POST DIP DIP/CERT | PG BACH DEG | HONOURS/NH DIP | MASTERS/ NON RESEARCH | MASTERS DIP RESEARCH | DOCTORATE | UNKNOWN QUAL TYPE | TOTAL |
| 01 Agriculture, Agricultural Operations and Related Sciences | 0.000 | 0.000 | 0.000 | 0.000 | 0.000 | 0.000 | 0.000 | 0.000 | 0.000 | 0.000 | 0.000 | 0.000 |
| 02 Architecture and the Built Environment | 0.000 | 0.000 | 0.000 | 0.000 | 0.000 | 0.000 | 0.000 | 0.000 | 0.000 | 0.000 | 0.000 | 0.000 |
| 03 Visual and Performing Arts | 0.000 | 0.000 | 22.667 | 18.500 | 0.000 | 0.000 | 15.500 | 9.500 | 2.500 | 2.000 | 0.000 | 70.667 |
| 04 Business, Economics and Management Studies | 0.000 | 0.000 | 315.083 | 7.000 | 81.500 | 0.000 | 86.500 | 22.000 | 18.000 | 2.000 | 0.000 | 530.083 |
| 05 Communication, Journalism and Related Studies | 0.000 | 0.000 | 18.167 | 59.500 | 52.000 | 0.000 | 16.500 | 8.000 | 8.000 | 1.000 | 0.000 | 143.167 |
| 06 Computer and Information Sciences | 0.000 | 0.000 | 59.667 | 3.000 | 0.000 | 0.000 | 36.000 | 14.000 | 3.000 | 3.000 | 0.000 | 116.667 |
| 07 Education | 1.000 | 0.000 | 53.000 | 0.000 | 138.000 | 0.000 | 28.000 | 18.000 | 5.000 | 15.000 | 0.000 | 258.000 |
| 08 Engineering | 0.000 | 0.000 | 0.000 | 0.000 | 0.000 | 0.000 | 0.000 | 0.000 | 0.000 | 0.000 | 0.000 | 0.000 |
| 09 Health Professions and Related Clinical Sciences | 0.000 | 0.000 | 14.500 | 88.000 | 0.000 | 0.000 | 13.000 | 13.000 | 0.000 | 4.000 | 0.000 | 132.500 |
| 10 Family Ecology and Consumer Sciences | 0.000 | 0.000 | 0.000 | 0.000 | 0.000 | 0.000 | 0.000 | 0.000 | 0.000 | 0.000 | 0.000 | 0.000 |
| 11 Languages, Linguistics and Literature | 0.000 | 0.000 | 63.500 | 0.000 | 1.000 | 0.000 | 34.000 | 13.600 | 15.400 | 4.000 | 0.000 | 131.500 |
| 12 Law | 0.000 | 0.000 | 76.083 | 83.000 | 0.000 | 0.000 | 1.000 | 0.000 | 0.000 | 1.000 | 0.000 | 162.083 |
| 13 Life Sciences | 0.000 | 0.000 | 81.500 | 0.000 | 0.000 | 0.000 | 64.500 | 45.000 | 3.000 | 17.000 | 0.000 | 211.000 |
| 14 Physical Sciences | 0.000 | 0.000 | 60.667 | 0.000 | 0.000 | 0.000 | 59.500 | 26.000 | 6.000 | 14.000 | 0.000 | 166.167 |
| 15 Mathematics and Statistics | 0.000 | 0.000 | 20.333 | 2.000 | 0.000 | 0.000 | 10.000 | 2.000 | 0.000 | 1.000 | 0.000 | 35.333 |
| 16 Military Sciences | 0.000 | 0.000 | 0.000 | 0.000 | 0.000 | 0.000 | 0.000 | 0.000 | 0.000 | 0.000 | 0.000 | 0.000 |
| 17 Philosophy, Religion and Theology | 0.000 | 0.000 | 19.500 | 1.000 | 0.000 | 0.000 | 5.000 | 1.500 | 1.500 | 0.000 | 0.000 | 28.500 |
| 18 Psychology | 0.000 | 0.000 | 118.333 | 0.000 | 0.000 | 0.000 | 38.500 | 13.500 | 7.500 | 2.000 | 0.000 | 179.833 |
| 19 Public Management and Services | 0.000 | 0.000 | 0.000 | 0.000 | 0.000 | 0.000 | 0.000 | 0.000 | 0.000 | 0.000 | 0.000 | 0.000 |
| 20 Social Sciences | 0.000 | 0.000 | 103.000 | 1.000 | 13.500 | 0.000 | 45.000 | 23.000 | 4.000 | 4.000 | 0.000 | 193.500 |
| 9999 Unknown | 0.000 | 0.000 | 0.000 | 0.000 | 0.000 | 0.000 | 0.000 | 0.000 | 0.000 | 0.000 | 0.000 | 0.000 |
| TOTAL (FRACTIONAL COUNTS) | 1.000 | 0.000 | 1,026.000 | 263.000 | 266.000 | 0.000 | 453.000 | 210.100 | 71.900 | 70.000 | 0.000 | 2,361.000 |

Enrolled Funded Credit
Report

| ENROLLED FUNDED CREDIT REPORT, CONTACT-ONLY MODE, EXCLUDING EXPERIENTIAL LEARNING, FOR FOUNDATION PLUS NON-FOUNDATION | | | | | | | | | | | | |
|-----------------------------------------------------------------------------------------------------------------------|----------|--------|-------------|---------|------------------------|---------|----------------|------------|---------------|-----------|-------|-----------|
| Institution: H13 (Rhodes University) | | | Gender: All | | | | | | | | | |
| Sub: 3 Year: 2013 User: ADMIN | | | Race: All | | | | | | | | | |
| Database: C:\Program Files (x86)\Valpac\Database\2013\STUDH13S3.accd | | | | | Entrance category: All | | | | | | | |
| Produced: 03/07/2014 09:41:55 | | | | | Nationality: All | | | | | | | |
| (a) Unweighted Credit | PRE-TERM | LOW UG | INT UG | HIGH UG | PREP PG | LOW PG | INT PG NON-RSH | INT PG RSH | HI PG NON-RSH | HI PG RSH | OTHER | TOTAL |
| CESM Categories (E586) | | | | | | | | | | | | |
| 010 Agriculture, Agricultural Operations and Related Sciences | 0.000 | 0.000 | 0.000 | 0.000 | 0.000 | 0.000 | 0.000 | 0.000 | 0.000 | 0.000 | 0.000 | 0.000 |
| 020 Architecture and the Built Environment | 0.000 | 0.000 | 0.000 | 0.000 | 0.000 | 0.000 | 0.000 | 0.000 | 0.000 | 0.000 | 0.000 | 0.000 |
| 03A Music | 0.000 | 0.000 | 56.912 | 2.000 | 0.000 | 5.269 | 0.750 | 2.581 | 0.000 | 1.329 | 0.000 | 67.841 |
| 03B Visual Arts | 0.000 | 0.000 | 75.148 | 16.000 | 0.000 | 1.437 | 0.000 | 6.527 | 0.000 | 2.215 | 0.000 | 101.328 |
| 03C All Other Arts, Visual and Performing | 0.000 | 0.000 | 48.542 | 0.000 | 0.000 | 10.538 | 1.825 | 2.209 | 0.000 | 1.329 | 0.000 | 64.443 |
| 040 Business, Economics and Management Studies | 0.000 | 0.000 | 913.545 | 67.969 | 43.956 | 111.196 | 20.069 | 25.469 | 0.000 | 8.316 | 0.000 | 1,190.519 |
| 050 Communication, Journalism and Related Studies | 0.000 | 0.000 | 133.055 | 59.964 | 35.000 | 14.370 | 2.008 | 13.370 | 0.000 | 6.202 | 0.000 | 263.969 |
| 060 Computer and Information Sciences | 0.000 | 0.000 | 238.311 | 2.500 | 0.000 | 37.844 | 10.915 | 23.148 | 0.000 | 8.684 | 0.000 | 321.412 |
| 070 Education | 0.000 | 1.336 | 211.661 | 0.000 | 159.257 | 43.431 | 23.520 | 33.632 | 0.000 | 43.409 | 0.000 | 516.246 |
| 080 Engineering | 0.000 | 0.000 | 0.000 | 0.000 | 0.000 | 0.000 | 0.000 | 0.000 | 0.000 | 0.000 | 0.000 | 0.000 |
| 09A Nursing, Rehab, Therapy, etc. | 0.000 | 0.000 | 48.376 | 0.000 | 0.000 | 12.522 | 0.000 | 5.558 | 0.000 | 2.898 | 0.000 | 69.754 |
| 09B All Other Health Care and Health Sciences | 0.000 | 0.000 | 280.750 | 94.500 | 0.000 | 0.000 | 0.000 | 8.276 | 5.580 | 6.952 | 0.000 | 396.098 |
| 100 Family Ecology and Consumer Sciences | 0.000 | 0.000 | 0.000 | 0.000 | 0.000 | 0.000 | 0.000 | 0.000 | 0.000 | 0.000 | 0.000 | 0.000 |
| 110 Languages, Linguistics and Literature | 0.000 | 0.000 | 403.505 | 0.000 | 0.000 | 40.856 | 5.728 | 31.222 | 0.000 | 11.961 | 0.000 | 493.272 |
| 120 Law | 0.000 | 0.000 | 418.190 | 0.000 | 0.000 | 0.500 | 0.000 | 1.500 | 0.000 | 2.668 | 0.000 | 422.858 |
| 130 Life Sciences | 0.000 | 0.000 | 219.811 | 0.000 | 0.000 | 68.089 | 1.180 | 56.545 | 0.000 | 43.470 | 0.000 | 386.095 |
| 140 Physical Sciences | 0.000 | 0.000 | 288.263 | 0.000 | 0.000 | 63.062 | 11.800 | 36.727 | 0.000 | 31.838 | 0.000 | 431.690 |
| 150 Mathematics and Statistics | 0.000 | 0.000 | 179.875 | 2.000 | 0.000 | 11.443 | 2.655 | 2.851 | 0.000 | 3.864 | 0.000 | 202.688 |
| 160 Military Sciences | 0.000 | 0.000 | 0.000 | 0.000 | 0.000 | 0.000 | 0.000 | 0.000 | 0.000 | 0.000 | 0.000 | 0.000 |
| 170 Philosophy, Religion and Theology | 0.000 | 0.000 | 106.722 | 0.000 | 0.000 | 4.790 | 0.365 | 1.985 | 0.000 | 1.772 | 0.000 | 114.744 |
| 180 Psychology | 0.000 | 0.000 | 392.528 | 0.000 | 0.000 | 39.507 | 2.190 | 15.143 | 0.000 | 8.417 | 0.000 | 457.785 |
| 190 Public Management and Services | 0.000 | 0.000 | 0.000 | 0.000 | 0.000 | 0.000 | 0.000 | 0.000 | 0.000 | 0.000 | 0.000 | 0.000 |
| 200 Social Sciences | 0.000 | 0.000 | 547.093 | 0.000 | 12.000 | 44.618 | 1.778 | 25.917 | 0.000 | 28.352 | 0.000 | 659.757 |
| Other | 0.000 | 0.000 | 0.000 | 0.000 | 0.000 | 0.000 | 0.000 | 0.000 | 0.000 | 0.000 | 0.000 | 0.000 |
| TOTAL | 0.000 | 1.336 | 4,561.326 | 244.933 | 250.213 | 509.872 | 84.782 | 291.770 | 5.580 | 213.686 | 0.000 | 6,163.498 |

Completed Funded Credit Report

| | | | | | | | | | | | | |
|------------------------------------------------------------------------------------------------------------------------|----------|--------|------------------------|---------|---------|---------|----------------|------------|---------------|-----------|-------|-----------|
| COMPLETED FUNDED CREDIT REPORT, CONTACT-ONLY MODE, EXCLUDING EXPERIENTIAL LEARNING, FOR FOUNDATION PLUS NON-FOUNDATION | | | | | | | | | | | | |
| Institution: H13 (Rhodes University) | | | Gender: All | | | | | | | | | |
| Sub: 3 Year: 2013 User: ADMIN | | | Race: All | | | | | | | | | |
| Database: C:\Program Files (x86)\Valpac\Database\2013\STUDH13S3.accd | | | Entrance category: All | | | | | | | | | |
| Produced: 03/07/2014 09:52:55 | | | Nationality: All | | | | | | | | | |
| (a) Unweighted Credit | PRE-TERT | LOW UG | INT UG | HIGH UG | PREP PG | LOW PG | INT PG NON-RSH | INT PG RSH | HI PG NON-RSH | HI PG RSH | OTHER | TOTAL |
| CESM Categories (E586) | | | | | | | | | | | | |
| 010 Agriculture, Agricultural Operations and Related Sciences | 0.000 | 0.000 | 0.000 | 0.000 | 0.000 | 0.000 | 0.000 | 0.000 | 0.000 | 0.000 | 0.000 | 0.000 |
| 020 Architecture and the Built Environment | 0.000 | 0.000 | 0.000 | 0.000 | 0.000 | 0.000 | 0.000 | 0.000 | 0.000 | 0.000 | 0.000 | 0.000 |
| 03A Music | 0.000 | 0.000 | 42.915 | 2.000 | 0.000 | 5.269 | 0.000 | 1.000 | 0.000 | 0.000 | 0.000 | 51.184 |
| 03B Visual Arts | 0.000 | 0.000 | 66.127 | 16.000 | 0.000 | 0.479 | 0.000 | 6.000 | 0.000 | 4.000 | 0.000 | 92.606 |
| 03C All Other Arts, Visual and Performing | 0.000 | 0.000 | 46.126 | 0.000 | 0.000 | 9.580 | 2.500 | 0.000 | 0.000 | 0.000 | 0.000 | 60.706 |
| 040 Business, Economics and Management Studies | 0.000 | 0.000 | 771.965 | 44.219 | 41.014 | 85.552 | 16.000 | 22.000 | 0.000 | 4.000 | 0.000 | 984.751 |
| 050 Communication, Journalism and Related Studies | 0.000 | 0.000 | 120.257 | 59.000 | 33.000 | 14.370 | 8.000 | 8.000 | 0.000 | 2.000 | 0.000 | 244.627 |
| 060 Computer and Information Sciences | 0.000 | 0.000 | 198.900 | 2.500 | 0.000 | 35.850 | 3.000 | 14.000 | 0.000 | 6.000 | 0.000 | 260.250 |
| 070 Education | 0.000 | 0.167 | 170.214 | 0.000 | 134.319 | 39.851 | 5.000 | 18.000 | 0.000 | 30.000 | 0.000 | 397.551 |
| 080 Engineering | 0.000 | 0.000 | 0.000 | 0.000 | 0.000 | 0.000 | 0.000 | 0.000 | 0.000 | 0.000 | 0.000 | 0.000 |
| 09A Nursing, Rehab, Therapy, etc. | 0.000 | 0.000 | 43.459 | 0.000 | 0.000 | 12.922 | 0.000 | 5.000 | 0.000 | 2.000 | 0.000 | 63.381 |
| 09B All Other Health Care and Health Sciences | 0.000 | 0.000 | 231.630 | 90.000 | 0.000 | 0.000 | 0.000 | 8.000 | 0.000 | 6.000 | 0.000 | 335.630 |
| 100 Family Ecology and Consumer Sciences | 0.000 | 0.000 | 0.000 | 0.000 | 0.000 | 0.000 | 0.000 | 0.000 | 0.000 | 0.000 | 0.000 | 0.000 |
| 110 Languages, Linguistics and Literature | 0.000 | 0.000 | 333.653 | 0.000 | 0.000 | 32.192 | 15.400 | 13.600 | 0.000 | 8.000 | 0.000 | 402.845 |
| 120 Law | 0.000 | 0.000 | 367.447 | 0.000 | 0.000 | 0.000 | 0.000 | 1.000 | 0.000 | 2.000 | 0.000 | 370.447 |
| 130 Life Sciences | 0.000 | 0.000 | 199.823 | 0.000 | 0.000 | 65.107 | 3.000 | 45.000 | 0.000 | 34.000 | 0.000 | 346.930 |
| 140 Physical Sciences | 0.000 | 0.000 | 243.827 | 0.000 | 0.000 | 59.086 | 5.500 | 26.000 | 0.000 | 28.000 | 0.000 | 362.413 |
| 150 Mathematics and Statistics | 0.000 | 0.000 | 137.825 | 2.000 | 0.000 | 9.449 | 0.000 | 2.000 | 0.000 | 2.000 | 0.000 | 153.274 |
| 160 Military Sciences | 0.000 | 0.000 | 0.000 | 0.000 | 0.000 | 0.000 | 0.000 | 0.000 | 0.000 | 0.000 | 0.000 | 0.000 |
| 170 Philosophy, Religion and Theology | 0.000 | 0.000 | 75.898 | 0.000 | 0.000 | 4.790 | 1.500 | 0.000 | 0.000 | 0.000 | 0.000 | 83.688 |
| 180 Psychology | 0.000 | 0.000 | 349.342 | 0.000 | 0.000 | 37.591 | 7.500 | 13.500 | 0.000 | 4.000 | 0.000 | 411.933 |
| 190 Public Management and Services | 0.000 | 0.000 | 0.000 | 0.000 | 0.000 | 0.000 | 0.000 | 0.000 | 0.000 | 0.000 | 0.000 | 0.000 |
| 200 Social Sciences | 0.000 | 0.000 | 452.731 | 0.000 | 11.000 | 43.660 | 4.000 | 23.000 | 0.000 | 8.000 | 0.000 | 542.391 |
| Other | 0.000 | 0.000 | 0.000 | 0.000 | 0.000 | 0.000 | 0.000 | 0.000 | 0.000 | 0.000 | 0.000 | 0.000 |
| TOTAL | 0.000 | 0.167 | 3,852.137 | 215.719 | 219.333 | 455.748 | 71.400 | 210.100 | 0.000 | 140.000 | 0.000 | 5,164.604 |

Internal uses of HEMIS reporting

Valpac reports can be used to:

- Calculate official Graduation Rates for your Institution

Grad rate = Headcount of graduates from Table 2.13
/ Headcount of enrolments from Table 2.12 * 100
e.g. 2361 / 7485 * 100 = 32%
- Calculate official Success Rates for your Institution

Success rate = Courses completed from Completed Funded Credit Report
/ Courses enrolled from Enrolled Funded Credit Report*100
e.g. 5164.604 / 6163.498 * 100 = 84%

The beginning

... of a better understanding of
HEMIS

Thank you

Questions?



SOUTHERN AFRICAN ASSOCIATION FOR INSTITUTIONAL RESEARCH